STABILIZZATORI SUPPLEMENTARI

ADDITIONAL STABILIZERS

STABILISATEURS SUPPLÉMENTAIRES

ZUSATZABSTÜTZUNGEN

ESTABILIZADORES ADICIONALES

ДОПОЛНИТЕЛЬНЫЕ ОПОРЫ (АУТРИГЕРЫ)

ILAVE DENGE AYAKLARI

مثبتات إضافية

STABILIZZATORI FISSI
FIXED STABILIZER

Tipo *Type*	Gru *Crane*	R. max	Peso *Weight*	A	B	X	hxb	C Min	C Max	I	D	E	F	H	M	Accessori *Optional*			
	Ton/m	daN	Kg	mm	mm	mm	mm	mm	mm	mm	mm	mm	mm	mm	mm	1	2	3	4
EVO 08 1.6/L F	2>6	2500	66	1600	-	1760	120X80	220	490	160	400	70	40	640	290	●	-	○	○
EVO 08 1.6 F	2>6	2500	63	1600	-	1760	120X80	220	440	160	330	70	40	590	220	●	-	○	○
EVO 08 1.8/L F	2>6	2500	68	1800	-	1960	120X80	220	490	160	400	70	40	640	290	●	-	○	○
EVO 08 1.8 F	2>6	2500	65	1800	-	1960	120X80	220	440	160	330	70	40	590	220	●	-	○	○
EVO 18 2.0 F	6>12	3100	77	2000	-	2160	120X80	220	485	160	400	70	40	640	300	●	-	○	○
EVO 28 2.0/L F	12>25	6300	124	2000	-	2200	180X100	240	660	200	605	85	60	860	450	●	-	○	○
EVO 28 2.0 F	12>25	6300	116	2000	-	2200	180X100	240	510	200	450	85	60	710	290	●	-	○	○
EVO 38 2.1/L F	19>36	8300	173	2100	-	2300	200x100	215	750	200	696	95	60	975	560	●	-	○	○
EVO 38 2.1 F	19>36	8300	163	2100	-	2300	200x100	215	605	200	550	95	60	830	415	●	-	○	○
EVO 38 2.1/S F	19>36	8300	153	2100	-	2300	200x100	215	455	200	400	95	60	680	260	●	-	○	○

○ **A richiesta** *On request*
● **Standard** *Standard*

Possibilità di fornire Kit predisposizione PLE vedi EN 12999-A2
Possibility to provide PLE predisposition Kit according to EN 12999-A2

TRA 01-23

I dati possono essere variati senza preavviso
Technical data can be revised without prior notice

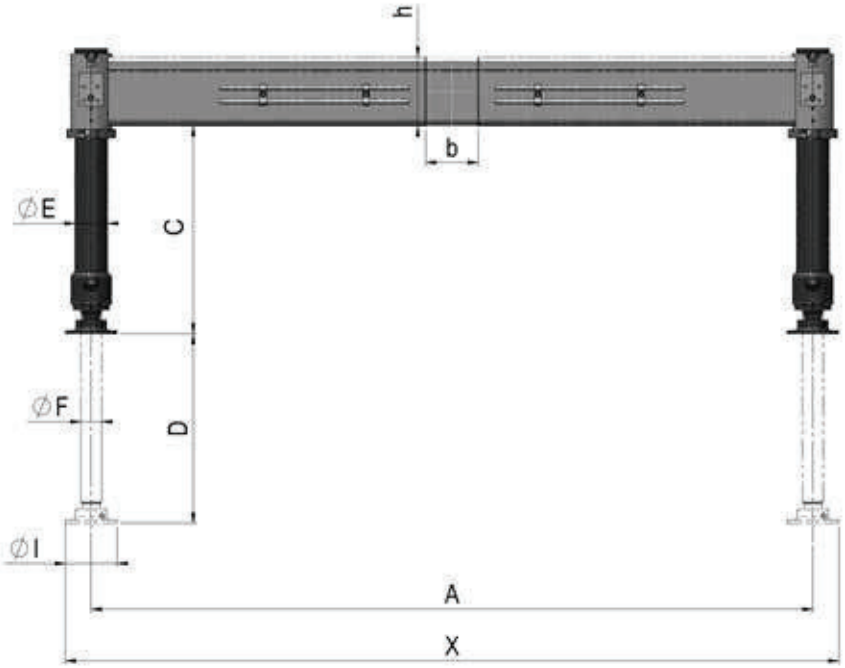



VERS: S

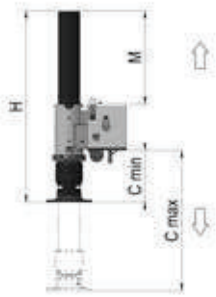

VERS: STANDARD



VERS: L

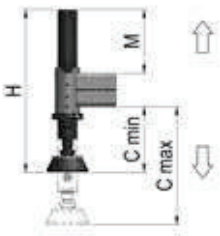

VERS: EVO 08 / EVO18

ACCESSORI / *OPTION*

1 - Piattello snodato di serie *1 - Swivel foot standard*	**2 - Fascia luminosa** *2 - Led strip*	**3 - Distributore rotante** *3 - Rotating distributor*	**4 - Prolunga stelo** *4 - Rod extension*
	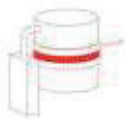	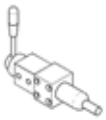	120 mm

STABILIZZATORI MECCANICI
MECHANICAL STABILIZER

Tipo *Type*	Gru *Crane*	R. max	Peso *Weight*	A	B	X	hxb	C Min	C Max	I	D	E	F	H	M	Accessori *Optional*			
	Ton/m	daN	Kg	mm	mm	mm	mm	mm	mm	mm	mm	mm	mm	mm	mm	1	2	3	4
EVO 08 2.6 M	2>6	1600	75	1600	2600	2760	120x80	235	450	160	330	70	40	590	210	•	○	○	○
EVO 08 2.6/ML	2>6	1600	79	1600	2600	2760	120x80	235	500	160	400	70	40	640	280	•	○	○	○
EVO 08 2.8 M	2>6	1600	79	1800	2800	2960	120x80	235	450	160	330	70	40	590	210	•	○	○	○
EVO 08 2.8/ML	2>6	1600	83	1800	2800	2960	120x80	235	500	160	400	70	40	640	280	•	○	○	○
EVO 18 3.3 M	6>12	3000	104	2090	3370	3530	140x90	235	470	160	400	70	40	640	290	•	○	○	○
EVO 28 3.3/ML	12>25	6300	186	2110	3310	3510	200x100	230	655	200	605	85	60	865	430	•	○	○	○
EVO 28 3.3 M	12>25	6300	178	2110	3310	3510	200x100	230	500	200	450	85	60	710	275	•	○	○	○
EVO 28 4.4/ML	12>25	6200	244	2120	4410	4610	200X200	230	655	200	605	85	60	865	435	•	○	○	○
EVO 28 4.4 M	12>25	6200	237	2120	4410	4610	200X200	230	500	200	450	85	60	710	280	•	○	○	○
EVO 38 3.3/ML	19>36	9000	225	2100	3300	3500	200x120	225	760	200	696	95	60	975	545	•	○	○	○
EVO 38 3.3 M	19>36	9000	218	2100	3300	3500	200x120	225	615	200	550	95	60	830	400	•	○	○	○
EVO 38 3.3/MS	19>36	9000	210	2100	3300	3500	200x120	225	465	200	400	95	60	680	250	•	○	○	○
EVO 38 4.7/ML	19>36	8600	350	2110	4710	4910	200X240	225	760	200	696	95	60	975	545	•	○	○	○
EVO 38 4.7 M	19>36	8600	340	2110	4710	4910	200X240	225	615	200	550	95	60	830	400	•	○	○	○
EVO 38 4.7/MS	19>36	8600	320	2110	4710	4910	200X240	225	465	200	400	95	60	680	250	•	○	○	○

○ **A richiesta** *On request*
• **Standard** *Standard*

Possibilità di fornire Kit predisposizione PLE vedi EN 12999-A2
Possibility to provide PLE predisposition Kit according to EN 12999-A2

TRA 01-23

I dati possono essere variati senza preavviso
Technical data can be revised without prior notice

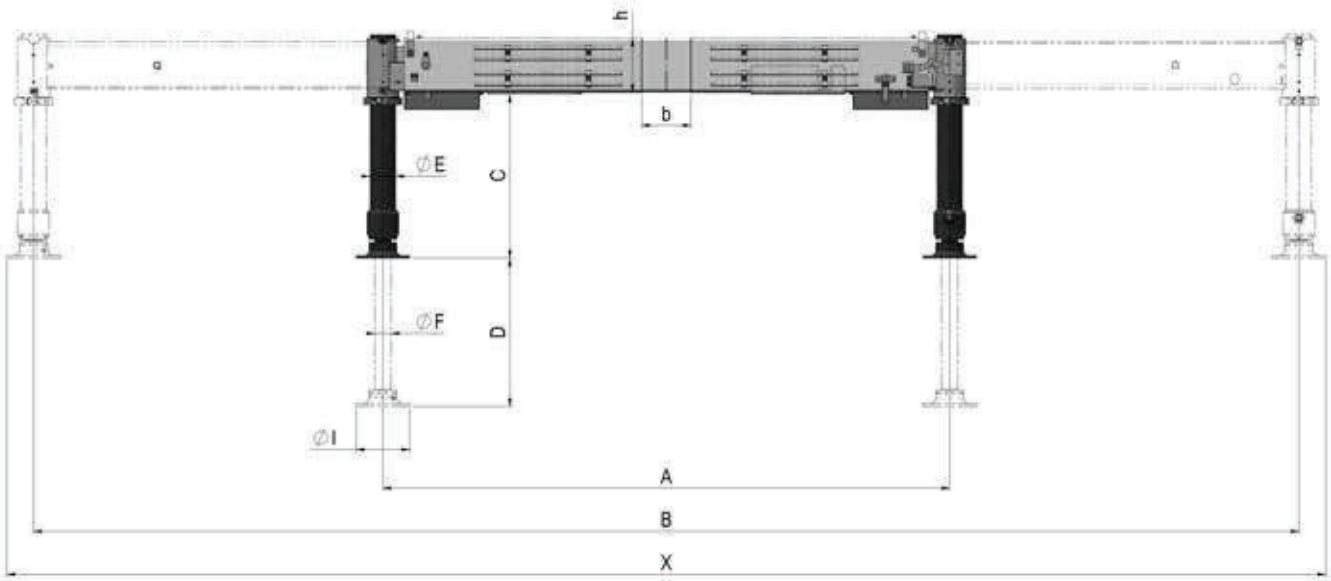

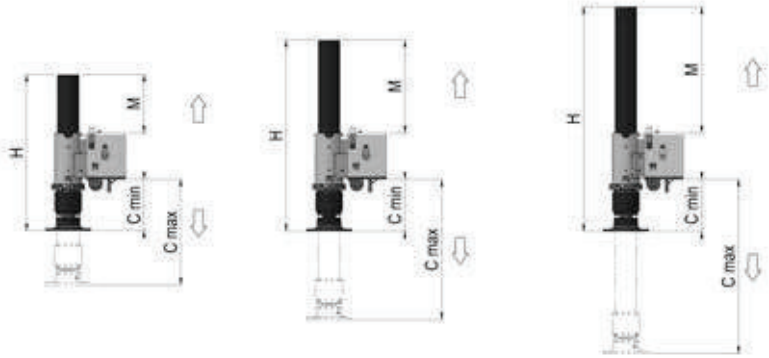

VERS: S VERS: STANDARD VERS: L

ACCESSORI / *OPTION*

1 - Piattello snodato di serie *1 - Swivel foot standard*	2 - Fascia luminosa *2 - Led strip*	3 - Distributore rotante *3 - Rotating distributor*	4 - Prolunga stelo *4 - Rod extension*
	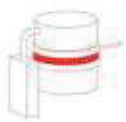	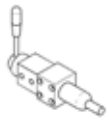	

STABILIZZATORI IDRAULICI
HYDRAULIC STABILIZER

Tipo *Type*	Gru *Crane*	R. max	Peso *Weight*	A	B	X	hxb	G	C Min	C Max	I	D	E	F	H	M	Accessori *Optional*			
	Ton/m	daN	Kg	mm	mm	mm	mm	mm	mm	mm	mm	mm	mm	mm	mm	mm	1	2	3	4
EVO 28 3.3/ HL	12>25	6300	209	2110	3310	3510	200x100	-	230	655	200	605	85	60	865	430	•	○	○	○
EVO 28 3.3 H	12>25	6300	199	2110	3310	3510	200X100	-	230	500	200	450	85	60	710	275	•	○	○	○
EVO 28 4.4/HL	12>25	6200	287	2120	4410	4610	200X200	-	230	655	200	605	85	60	865	435	•	○	○	○
EVO 28 4.4 H	12>25	6200	281	2120	4410	4610	200X200	-	230	500	200	450	85	60	710	280	•	○	○	○
EVO 38 3.3/HL	19>36	9000	283	2100	3300	3500	200X120	-	225	760	200	696	95	60	975	545	•	○	○	○
EVO 38 3.3 H	19>36	9000	255	2100	3300	3500	200X120	-	225	615	200	550	95	60	830	400	•	○	○	○
EVO 38 3.3/HS	19>36	9000	227	2100	3300	3500	200X120	-	225	465	200	400	95	60	680	250	•	○	○	○
EVO 38 4.7/HL	19>36	8600	410	2110	4710	4910	200X240	-	225	760	200	696	95	60	975	545	•	○	○	○
EVO 38 4.7 H	19>36	8600	400	2110	4710	4910	200X240	-	225	615	200	550	95	60	830	400	•	○	○	○
EVO 38 4.7/HS	19>36	8600	390	2110	4710	4910	200X240	-	225	465	200	400	95	60	680	250	•	○	○	○
EVO 48 5.0/HL	25>40	10500	425	2200	5000	5200	250X240	-	200	710	200	696	95	60	975	525	•	○	○	○
EVO 48 5.0 H	25>40	10500	416	2200	5000	5200	250X240	-	200	565	200	550	95	60	830	380	•	○	○	○
EVO 48 5.0/HS	25>40	10500	407	2200	5000	5200	250X240	-	200	415	200	400	95	60	680	230	•	○	○	○
EVO 68 5.0 H	40>60	14000	520	2200	5000	5200	300x240	-	85	515	200	650	105	70	935	550	•	○	○	○
EVO 68 5.0/HS	40>60	14000	526	2200	5000	5200	300x240	-	85	350	200	500	105	70	785	400	•	○	○	○
EVO 88 6.0 H	50>80	17000	883	2290	6000	6200	320x320	510	135	515	200	600	125	90	905	450	•	○	○	○
EVO 88 6.0/HS	50>80	17000	863	2290	6000	6200	320x320	510	135	380	200	450	125	90	755	300	•	○	○	○
EVO 108 6.9 H	70>100	18000	955	2315	6900	7100	320x360	525	75	465	200	600	125	90	905	510	•	○	○	○
EVO 108 6.9/HS	70>100	18000	935	2315	6900	7100	320x360	525	75	315	200	450	125	90	755	360	•	○	○	○

○ **A richiesta** *On request*
• **Standard** *Standard*

Possibilità di fornire Kit predisposizione PLE vedi EN 12999-A2
Possibility to provide PLE predisposition Kit according to EN 12999-A2

TRA 01-23

I dati possono essere variati senza preavviso
Technical data can be revised without prior notice

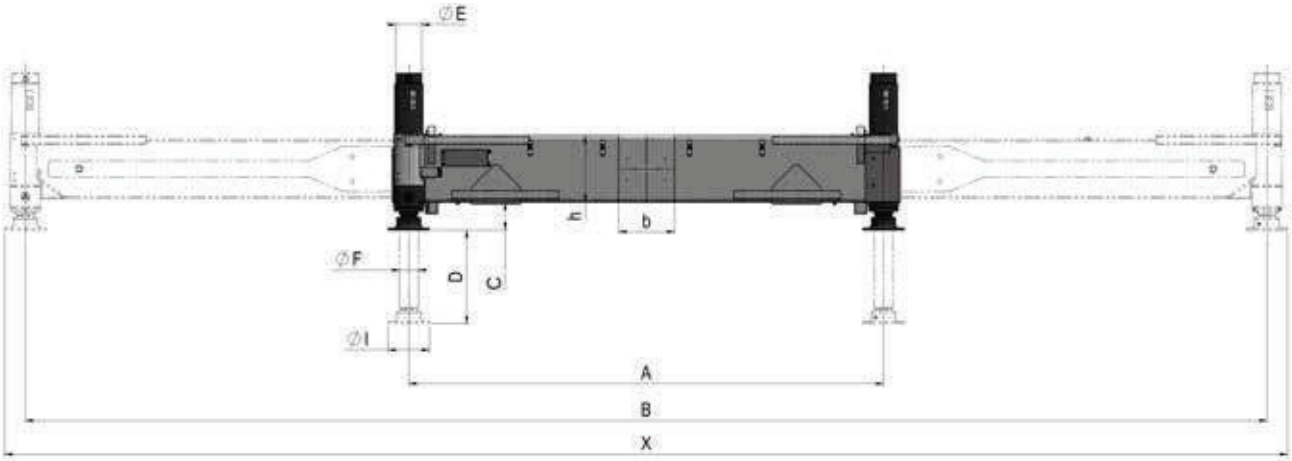





VERS: S

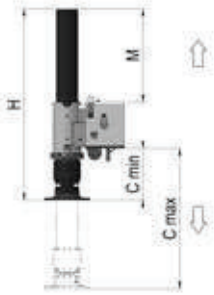

VERS: STANDARD



VERS: L



VERS: EVO 88-108

ACCESSORI / *OPTION*

1 - Piattello snodato di serie *1 - Swivel foot standard*	**2 - Fascia luminosa** *2 - Led strip*	**3 - Distributore rotante** *3 - Rotating distributor*	**4 - Prolunga stelo** *4 - Rod extension*
	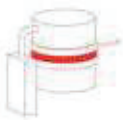	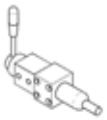	

STABILIZZATORI GAMMA EVO X TUBI INTERNI
EVO X MODELS STABILIZER INTERNAL HOSING

Tipo *Type*	Gru *Crane*	R. max	Peso *Weight*	A	B	X	hxb	C Min	C Max	I	D	E	F	H	M	Accessori *Optional*			
	Ton/m	daN	Kg	mm	mm	mm	mm	mm	mm	mm	mm	mm	mm	mm	mm	1	2	3	4
EVO 28 5.0/L HX	12 > 25	7000	520	2250	5000	5200	225x370	30	448	200	696	95	60	975	520	●	○	○	○
EVO 28 5.0 HX	12 > 25	7000	510	2250	5000	5200	225x370	30	282	200	550	95	60	830	370	●	○	○	○
EVO 28 5.0/S HX	12 > 25	7000	500	2250	5000	5200	225x370	30	182	200	400	95	60	680	220	●	○	○	○
EVO 38 5.0/L HX	19 > 36	9000	560	2250	5000	5200	235X405	0	610	200	696	95	60	975	740	●	○	○	○
EVO 38 5.0 HX	19 > 36	9000	550	2250	5000	5200	235X405	0	465	200	550	95	60	830	595	●	○	○	○
EVO 38 5.0/S HX	19 > 36	9000	540	2250	5000	5200	235X405	0	315	200	400	95	60	680	445	●	○	○	○
EVO 58 5.2/L HX	25 > 40	11000	620	2250	5200	5400	235X405	0	610	200	696	95	60	975	740	●	○	○	○
EVO 58 5.2 HX	25 > 40	11000	610	2250	5200	5400	235X405	0	465	200	550	95	60	830	595	●	○	○	○
EVO 58 5.2/S HX	25 > 40	11000	600	2250	5200	5400	235X405	0	315	200	400	95	60	680	445	●	○	○	○
EVO 68 6.0 HX	40>60	12500	650	2330	5930	6130	300x315	75	500	200	650	105	70	935	550	●	○	○	○
EVO 68 6.0/S HX	40>60	12500	630	2330	5930	6130	300x315	75	350	200	500	105	70	785	400	●	○	○	○
EVO 88 6.0 HX	70>100	20000	970	2310	5910	6110	335x330	70	455	200	600	125	90	900	500	●	○	○	○
EVO 88 6.0/S HX	70>100	20000	950	2310	5910	6110	335x330	70	315	200	450	125	90	765	355	●	○	○	○
EVO 108 7.2 HX	90>110	20000	1200	2300	7200	7400	340x590	0	270	200	450	125	90	765	435	●	○	○	○
EVO 108 7.2/L HX	90>110	20000	1220	2300	7200	7400	340x590	0	420	200	600	125	90	900	585	●	○	○	○
EVO 118 8.2 HX	100>140	20000	1840	2320	8200	8400	330x650	0	280	200	450	125	90	765	435	●	○	○	○
EVO 118 8.2/L HX	100>140	20000	1860	2320	8200	8400	330x650	0	410	200	600	125	90	900	585	●	○	○	○

○ **A richiesta** *On request*
● **Standard** *Standard*

Possibilità di fornire Kit predisposizione PLE vedi EN 12999-A2
Possibility to provide PLE predisposition Kit according to EN 12999-A2

Attrezzo per regolazione pattini fornito di serie
Regulation tool for spacers supplied as standard

TRA 01-23

I dati possono essere variati senza preavviso
Technical data can be revised without prior notice

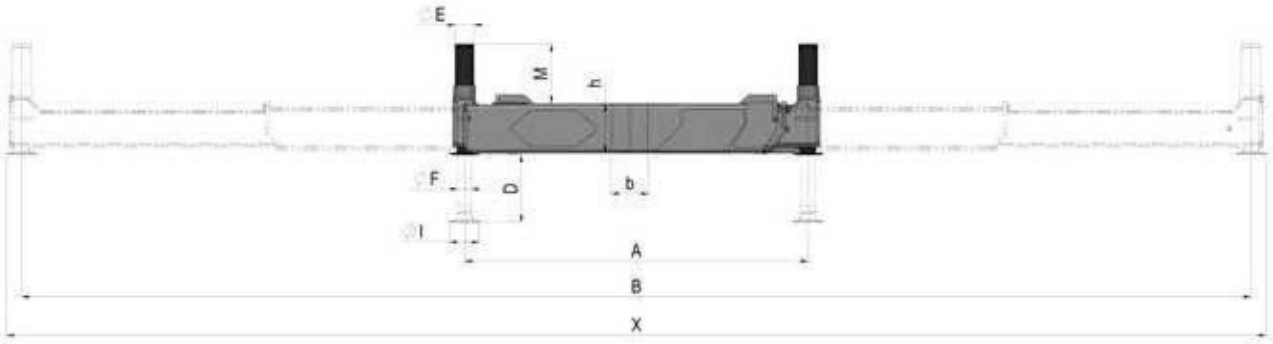

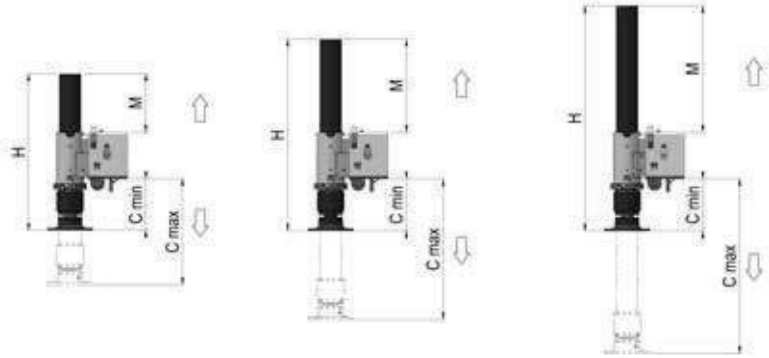

VERS: S VERS: STANDARD VERS: L

ACCESSORI / *OPTION*

1 - Piattello snodato di serie *1 - Swivel foot standard*	**2 - Fascia luminosa** *2 - Led strip*	**3 - Distributore rotante** *3 - Rotating distributor*	**4 - Prolunga stelo** *4 - Rod extension*
	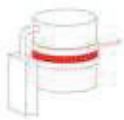	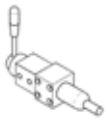	120 mm

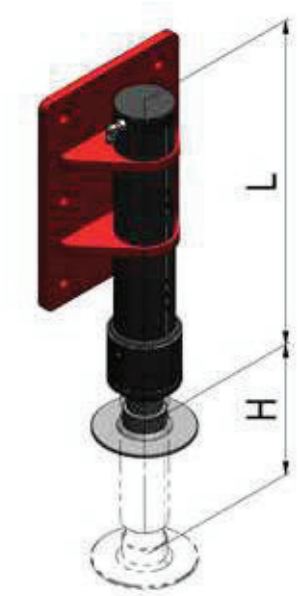

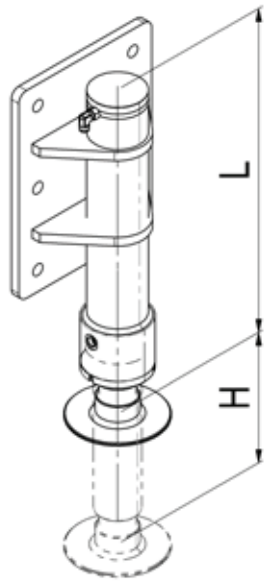

Descrizione ***Description***	**daN** **MAX**	**L** **mm**	**H** **mm**
Cilindro EVO11882XSTAB con piattello snodato *Cylinder EVO11882XSTAB with swivel foot*	22000	742	450

Gamma di cilindri per montaggio anteriore, comprensivi di valvole di blocco e flangia.

Range of cylinders for front mounting, including valves and flange.

TRA 01-23

STABILIZZATORI – *STABILIZERS*

La nostra nuova gamma stabilizzatori EVO Ferrari presenta modelli di traverse aggiuntive atte alla stabilizzazione dei veicoli per ogni tipo di utilizzo – trasporto, sollevamento e manutenzione.

Our new stabilizer EVO Ferrari series comprehends models of additional stabilizers apt to the stabilization of vehicles for any type of utilization – transport, lifting and maintenance.

EVO 68 6.0 HX

Disponibili in versione fissa, manuale o idraulica, coprono un ampio range di allestimenti per gru che vanno dalle 5 ton/m alle 140 ton/m, garantendo sicurezza e comodità all'operatore anche grazie alla molteplicità di versioni e accessori: sono infatti equipaggiabili con vari kit di sensoristica di ultima generazione per il monitoraggio dell'apertura, chiusura ed appoggio a terra dello stabilizzatore.

Available in fixed, manual and hydraulic version, they cover an extended range of settings for cranes going from 5 ton/m up to 140 ton/m, granting safety to the operator also thanks to the variety of versions and accessories: they can be in fact equipped with various state-of-the-art sensor kits to control the opening, closing and grounding of the stabilizer.



Data la richiesta sempre crescente da parte del mercato, abbiamo introdotto la nuova gamma stabilizzatori EVO X Ferrari a tubi interni: tutte le connessioni idrauliche, i tubi e sensori sono contenuti all'interno dello scatolato della trave, garantendo una maggiore comodità nell'installazione della trave con recupero ingombri, e proteggendo dagli urti ed intemperie tutta la componentistica oleodinamica.

Given the ever growing request from the market, we have introduced the new stabilizer EVO X Ferrari series with internal hosing: all the hydraulic connections, the hoses and sensors are contained inside the box of the stabilizer, granting a greater comfort in the installation with significantly reduced external encumbrance, and protection from external strikes and bad weather for all hydraulic components.

SISTEMA A TUBI INTERNI / *INTERNAL HOSE SYSTEM*

PIATTELLO SNODATO IN PLASTICA INSERIMENTO STELO COMPLETO FINO ALLA SERIE 18
PALSTIC MATERIAL SWIVEL FOOT FULL ROD INSERTION UP TO MODELS 18

PIATTELLO SNODATO IN ACCIAIO INSERIMENTO STELO COMPLETO DALLA SERIE 28
STEEL MATERIAL SWIVEL FOOT FULL ROD INSERTION FROM MODELS 28

PROLUNGA STELO
ROD EXTENSION

I cilindri stabilizzatori delle traverse serie EVO ed EVO X permettono all'installatore di regolare la posizione del martinetto, andando a modificare l'ingombro per meglio rientrare nella sagoma del veicolo. Per i modelli EVO 08 ed EVO 18 ciò è possibile grazie al sistema Lock Ring, due semianelli con sagomatura interna dentata per una presa migliorata, che stringono sulla camicia del cilindro impedendo che questo si muova durante la spinta. Per i modelli più grandi, dalla EVO 28 in su, sul cilindro è presente un anello elastico seeger e un distanziale in acciaio: rimuovendo il seeger e sfilando il distanziale, il cilindro può essere regolato in altezza; una volta trovata la giusta posizione, il distanziale deve essere tagliato su misura ed inserito tra cilindro e boccolone.

APPLICAZIONE SISTEMA LOCK RING / *LOCK RING SYSTEM APPLICATION*

The cylinders for stabilizers series EVO and EVO X allow the installer to regulate the position of the jack, modifying the overall encumbrance to better fit the frame of the truck. For models EVO 08 and EVO 18 that is possible thanks to the Lock Ring system, two half-rings dented internally for a better grip, that are tightened on the shell of the cylinder avoiding any movement when pushing to the ground. For bigger models, from EVO 28 upwards, on the jack there is a seeger ring and a steel bushing: by removing the seeger and pulling out the bushing, the cylinder can be regulated in height; once found the correct position, the bushing must be cut to measure and inserted between the cylinder and the extension.

Su tutte le traverse è possibile montare il kit LED STRIP – una fascia luminosa ad alta visibilità installata sul cilindro, rende visibile immediatamente la posizione dello stabilizzatore sia di giorno che di notte.
Our extendable stabilizer series can be equipped with the new LED STRIP kit – a high-visibility luminous band installed on the cylinder, it makes immediately visible the position of the stabilizer both day and night.

A partire dal secondo semestre 2023, sui modelli EVO 28, 38 e 48, verrà introdotto il sistema per regolare l'altezza del cilindro tramite un boccolone distanziale:
Starting from the second semester of 2023, on models EVO 28, 38 and 48, it will be possible to adjust the height of the cylinders with a spacer bushing:

- I cilindri stabilizzatori avranno la sede per l'anello elastico seeger e il distanziale in acciaio montato di serie;
  The stabilizer cylinders will have the socket for the seeger ring and the steel bushing installed as standard;



- *L'operatore potrà sfilare il boccolone, e, una volta trovata la posizione corretta, potrà tagliarlo come necessita. La parte tagliata dovrà essere inserita tra il cilindro ed il boccolone dello sfilo, per impedirne lo scivolamento durante la spinta a terra. The operator will have to dismount the bushing, and, once the correct position is found, they will have to cut it as necessary. The cut part must be inserted between the cylinder and the bushing of the extension, to avoid any movement when the stabilizer is pushing on the ground.*

KIT MICRO – *MICRO SWITCHES*

La nostra gamma di traverse EVO può essere completata con il "Kit Micro" – l'insieme di tutti i sensori necessari a garantire la sicurezza durante il lavoro della macchina, al fine di adeguarle alla normativa EN 12999.
A seconda dei modelli, questi kit si compongono di due micro per il controllo fuoriuscita sfilo, due micro per il controllo stabilizzatori a terra, e due micro per il controllo sfilo rientrato; è anche possibile montare due estensimetri a filo per il controllo proporzionale dell'apertura sfilo, se l'elettronica della macchina lo permette. Per gru Palfinger è possibile montare trasduttori originali per CAN BUS e S-IQ.
Tutti i sensori sono protetti da urti e intemperie con carter in acciaio, e i collegamenti portati dentro scatola impermeabile.

Our EVO stabilizer series can be completed with our "Kit Micro" – the package of sensors needed to guarantee that the machine is working in complete safety, compliant to EN 12999 normative.
According to the different models, these kits are composed of two microswitches to check extended stabilizers, two microswitches to check grounded cylinders, and two microswitches to check retracted stabilizers; it is also possible to install two strain gauge sensors to check proportionally the opening of the stabilizer, if the machine electronics allows it. For Palfinger cranes it is possible to install original CAN BUS or S-IQ sensors.
Every sensor is protected from impacts and weather with steel carters, and the wirings are brought inside a waterproof box.

KIT S-IQ traverse apertura fino a 3.3 m
KIT S-IQ stabilizers opening up to 3.3 m

KIT S-IQ traverse apertura da 4.4 m
KIT S-IQ stabilizers opening from 4.4 m

TRA 01-23

Ferrari
International
Hydraulic Equipment