











-  PEDANE PER STABILIZZATORI E GABBIE
-  STABILIZER PADS AND BOXES
-  PATINS POUR STABILISATEURS ET CAGES
-  UNTERLEGPLATTEN UND STAUBOXEN
-  PLACAS PARA ESTABILIZADORES Y JAULAS
-  ПОДСТАВКИ ПОД АУТРИГЕРЫ
-  DENGE AYAĞI PAPUÇLARI VE KUTULARI
-  سنادات للمثبتات والصناديق





MODELLI QUADRATI E RETTANGOLARI SQUARE AND RECTANGULAR MODELS



Pedane in polietilene PE H.D. 1000
ad alta resistenza
*Stabilizer pads PE H.D. 1000 in high
resistant polyethylene*

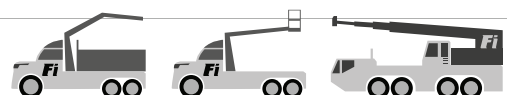
A richiesta disponibili
anche senza incavo
*Also available on request
without groove*

Modelli Models	Dimensioni Dimension	Peso Weight	Capacità Capacity	Gru/Cranes Ton/m	Incavo Groove
	cm	kg	ton	Fino a / up to	mm
FSB 20	20x20x3	1	6	7	120
FSB 25	25x25x3	1,8	7	8	120
FSB 30	30x30x2	1,7	8	9	220
FSB 30	30x30x3	2,5	11	14	220
FSB 30	30x30x4	3,5	13	20	220
FSB 40	40x40x4	6	17	22	300
FSB 40	40x40x5	8	19	30	300
FSB 50	50x30x2	2,87	10	15	200x460
FSB 50	50x50x4	10	24	35	300
FSB 50	50x50x5	12,5	29	60	300
FSB 50	50x50x6	15	31	70	300
FSB 60	60x30x4	7	19	25	
FSB 60	60x40x4	9	24	30	
FSB 60	60x60x4	14,4	34	45	450
FSB 60	60x60x5	18	36	100	400
FSB 60	60x60x6	21	41	115	510
FSB 70	70x70x6	29	43	130	400
FSB 80	80x80x5	32	47	140	500
FSB 80	80x80x6	38	50	160	500
FSB 100	100x100x4	39	54	170	500
FSB 100	100x100x5	48	58	180	500
FSB 100	100x100x6	58	72	210	500
FSB 100	100x100x8	78	115	230	500
FSB 120	120x120x8	115	144	290	500
FSB 140	140x140x4	73,5	70	210	500



Possibilità di fornire modelli con dimensioni speciali rispetto agli standard indicati.
Possibility to provide models with special dimensions compliance with the standards indicated.

La presente documentazione ha valore puramente indicativo e teorico, tenendo conto che i carichi siano su un piano con buona consistenza e privo di asperità.
The values stated are indicative taking into consideration that load/weight is distributed on ground that's even consistent.





MODELLI QUADRATI E RETTANGOLARI ANTISLITTAMENTO SQUARE AND RECTANGULAR SKID LOCK MODELS

Pedane in polietilene PE H.D. 1000
ad alta resistenza
*Stabilizer pads PE H.D. 1000 in high
resistant polyethylene*

A richiesta disponibili
anche senza incavo
*Also available on request
without groove*

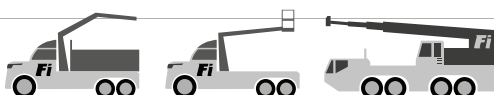
Modelli Models	Dimensioni Dimension	Peso Weight	Capacità Capacity	Gru/Cranes Ton/m	Incavo Groove
	cm	kg	ton	Fino a / up to	mm
FSB 20 SL	20x20x3	1,2	5	6	120
FSB 25 SL	25x25x3	2	6	7	120
FSB 30 SL	30x30x2	2	6	8	220
FSB 30 SL	30x30x3	2,7	8	12	220
FSB 30 SL	30x30x4	3,6	12	18	220
FSB 40 SL	40x40x4	6,2	14	20	300
FSB 40 SL	40x40x5	8,3	17	25	300
FSB 50 SL	50x30x4	5,2	12	18	200x460
FSB 50 SL	50x50x4	10,3	22	30	300
FSB 50 SL	50x50x5	12,9	25	45	300
FSB 50 SL	50x50x6	15,5	29	60	300
FSB 60 SL	60x30x4	7	17	25	
FSB 60 SL	60x60x4	15	30	35	400
FSB 60 SL	60x60x5	18,5	32	90	400
FSB 60 SL	60x60x6	21,5	36	100	510
FSB 70 SL	70x70x6	30	40	115	400
FSB 80 SL	80x80x5	33	43	130	500
FSB 80 SL	80x80x6	40	47	140	500
FSB 100 SL	100x100x4	40,5	49	160	500
FSB 100 SL	100x100x5	49,5	54	170	500
FSB 100 SL	100x100x6	60	66	180	500



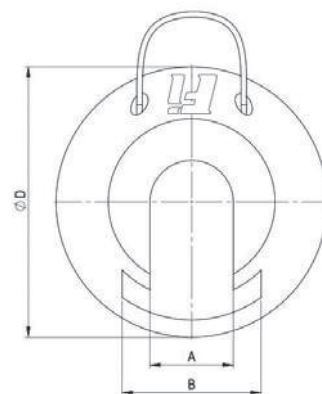
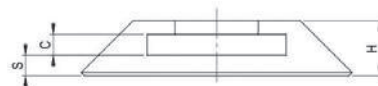
**FONDO SPECIALE IN GOMMA
ANTISLITTAMENTO
SPECIAL RUBBER BASE STRUCTURE
ANTI-SKID**

Possibilità di fornire modelli con dimensioni speciali rispetto agli standard indicati.
Possibility to provide models with special dimensions compliance with the standards indicated.

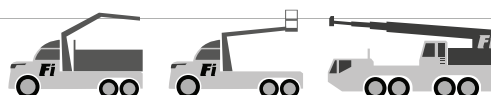
La presente documentazione ha valore puramente indicativo e teorico, tenendo conto che i carichi siano su un piano con buona consistenza e privo di asperità.
The values stated are indicative taking into consideration that load/weight is distributed on ground that's even consistent.



MODELLI CONICI E ROTONDI - CONIC AND ROUND MODELS



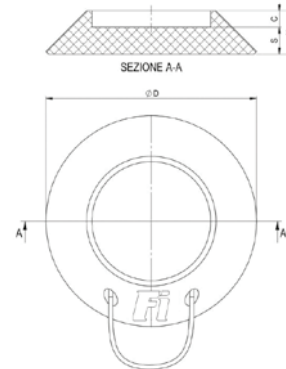
Modelli Models	D	S	C	A	B	H	Peso Weight	Capacità Capacity	Gru/Cranes Ton/m
	mm	mm	mm	mm	mm	mm	kg	ton	Fino a / up to
FSBR 30x16 H 8	300	30	30	60	160	80	2,6	14	20
FSBR 30x20 H 8	300	30	30	120	200	80	2,3	14	20
FSBR 40x20 H 8	400	30	30	120	200	80	4,2	22	30
FSBR 40x21 H 8	400	30	30	90	210	80	5,3	22	30
FSBR 50x25 H 8	500	30	30	120	255	80	8,8	29	50
FSBR 50x21 H 8	500	30	30	110	210	80	9,4	29	50
FSBR 60x21 H 8	600	30	30	110	210	80	14,8	36	85



MODELLI CONICI SENZA SCASSO - CONIC MODELS WITHOUT SLOT

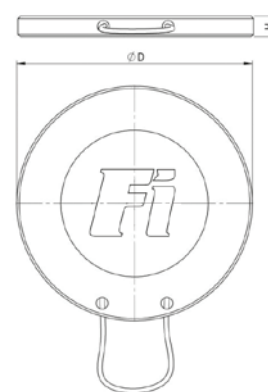


Pedane in polietilene
 ad alta resistenza
*Stabilizer pads in high
 resistant polyethylene*

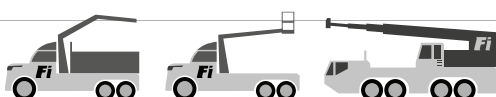


Modelli Models	D	S	C	A	B	H	Peso Weight	Capacità Capacity	Gru/Cranes Ton/m
	mm	mm	mm	mm	mm	mm	kg	ton	Fino a / up to
FSBR 40X22 H 7	400	30	30	-	220	70	5	17	30

MODELLI ROTONDI - ROUND MODELS



Modelli Models	D	S	C	A	B	H	Peso Weight	Capacità Capacity	Gru/Cranes Ton/m	Incavo Groove
	mm	mm	mm	mm	mm	mm	kg	ton	Fino a / up to	mm
FSBR 60 H 5 NO GROOVE	600	-	-	-	-	50	15	34	90	
FSBR 80 H 5	800	-	-	-	-	50	24	43	110	550
FSBR 80 H 5 NO GROOVE	800	-	-	-	-	50	24	43	110	
FSBR 80 H 6	800	-	-	-	-	60	30	46	130	500
FSBR 100 H 4 NO GROOVE	1000	-	-	-	-	40	35	54	130	
FSBR 100 H 6	1000	-	-	-	-	60	44	70	150	500






GABBIE PORTAPEDANE - BOXES FOR PADS

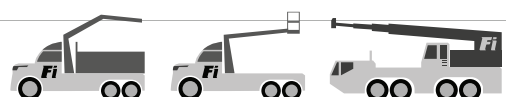
Gabbie porta pedane in acciaio zincato iridescente resistenti a 500 ore di nebbia salina.
 Boxes for pads in iridescent zynced steel resistant to 500 hours of saline mist.

	Gabbia Doppia <i>Double box</i> peso/weight	Dimensioni <i>Altezza x Larghezza x Profondità</i> <i>Dimensions Height - Width - Depth</i>	Gabbia singola <i>Single box</i> peso/weight	Dimensioni <i>Altezza x Larghezza x Profondità</i> <i>Dimensions Height - Width - Depth</i>
	<i>kg</i>	<i>mm</i>	<i>kg</i>	<i>mm</i>
BOX 20	2,5	214 x 114 x 249	-	
BOX 25	3,3	264 x 114 x 299	-	
BOX 30	4	319 x 134 x 354	3,8	319 x 94 x 354
BOX 40	6	414 x 154 x 439	5,5	414 x 99 x 439
BOX 50	8	514 x 174 x 544	7,1	514 x 109 x 544
BOX 60	10	614 x 174 x 654	8,7	614 x 109 x 654
BOX 70	12,5	714 x 174 x 754	11,6	714 x 109 x 754
BOX 80	15	814 x 174 x 854	12	814 x 109 x 854
BOX 100	25	1026 x 214 x 1054	22	1026 x 174 x 1054
BOX 120	28	1226 x 214 x 1254	-	
BOX 140	32	1426 x 134 x 1454	-	

NUOVO SISTEMA DI CHIUSURA GABBIA AUTOMATICO BREVETTATO NEW LOCKING SYSTEM FOR BOXES AUTOMATIC PATENTED



SU RICHIESTA DISPONIBILE SU TUTTI I MODELLI - AVAILABLE ON ALL MODELS ON REQUEST





Ferrari
International
Hydraulic Equipment